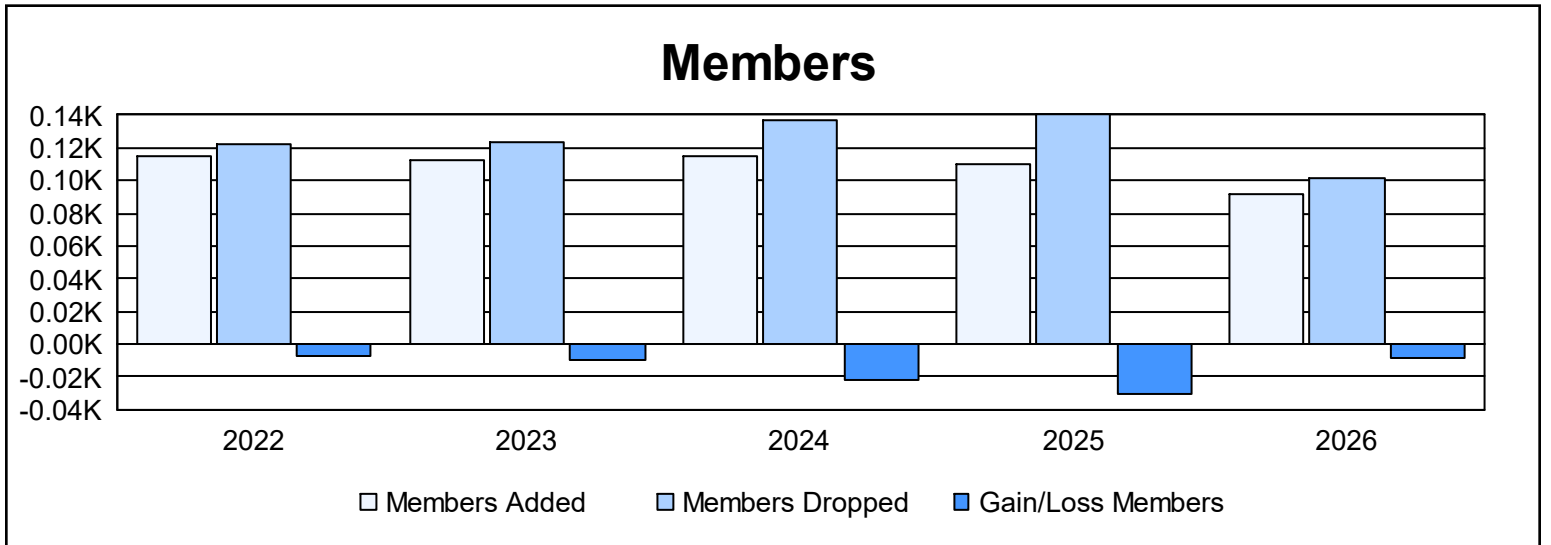
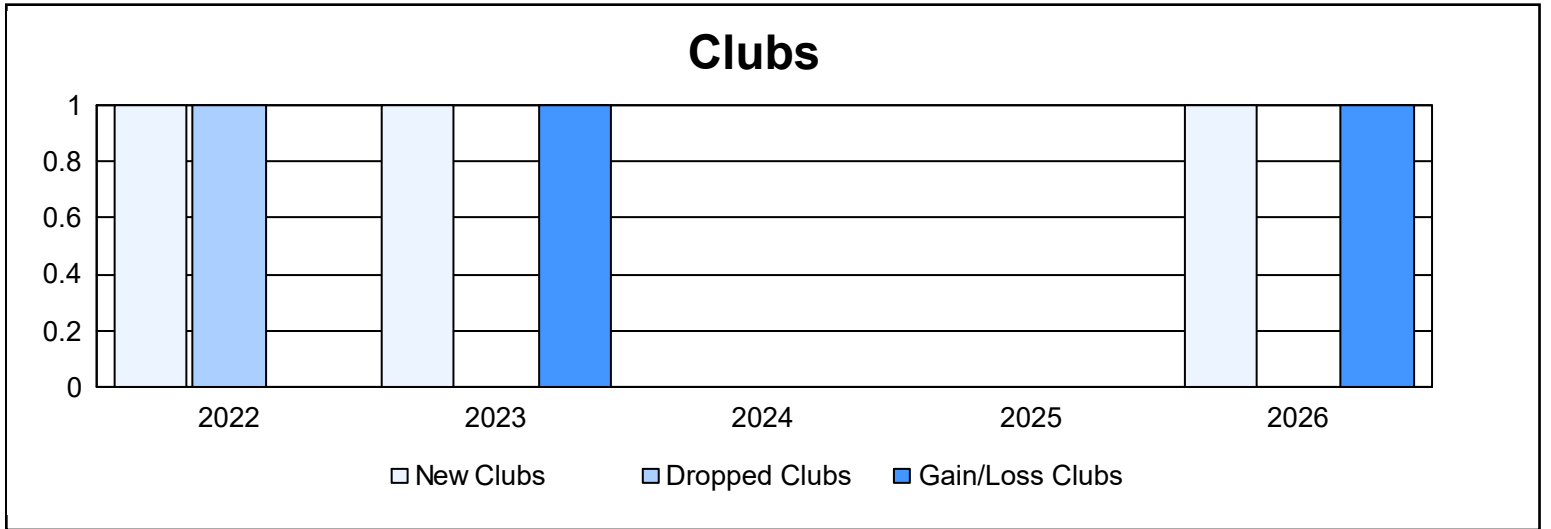
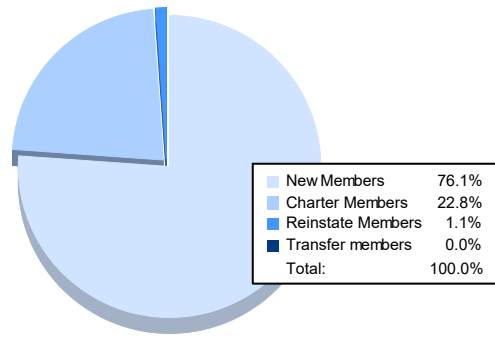


Year	New Clubs	Dropped Clubs	Gain/ Loss Clubs	New Members	Charter Members	Reinstate Members	Transfer Members	Total Member Added	Total Members Dropped	Gain/ Loss Members
2021-2022	1	1	0	84	30	0	1	115	122	-7
2022-2023	1	0	1	81	28	3	1	113	123	-10
2023-2024	0	0	0	111	0	4	0	115	137	-22
2024-2025	0	0	0	107	0	1	2	110	140	-30
2025-2026	1	0	1	70	21	1	0	92	101	-9
<b>Average</b>	<b>1</b>	<b>0</b>	<b>0</b>	<b>91</b>	<b>16</b>	<b>2</b>	<b>1</b>	<b>109</b>	<b>125</b>	<b>-16</b>



### Membership Composition May 2026 Cumulative



### Gender Composition May 2026 Cumulative

